
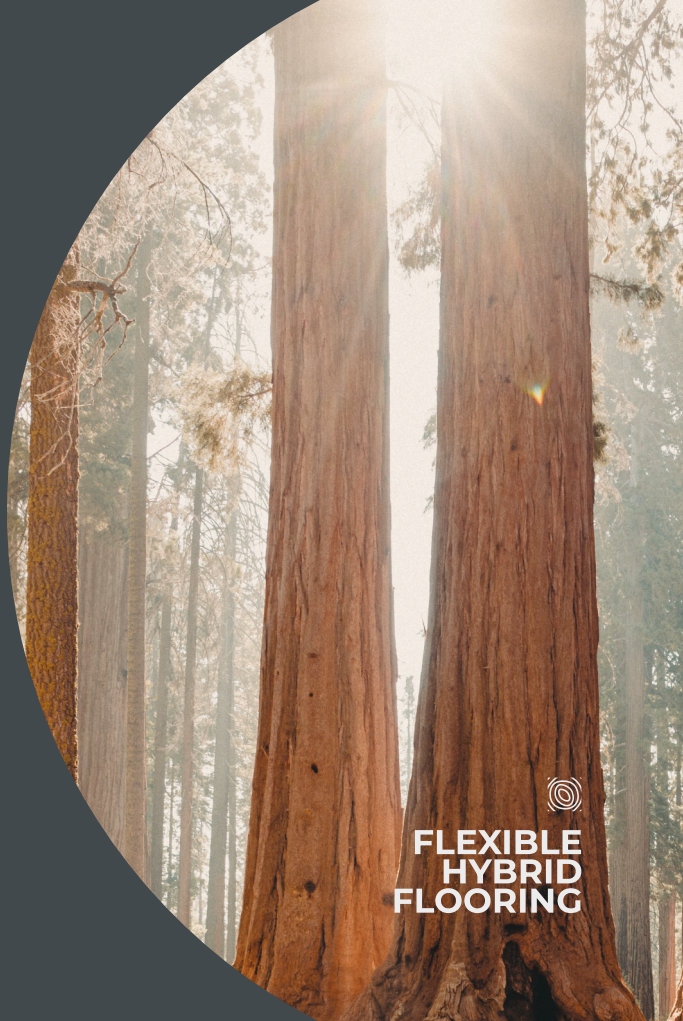


COREFLEXX[®]
GERMAN TECHNOLOGY

**LEADING
THE WAY IN
FLOORING INNOVATION**



www.floorrex.com



**FLEXIBLE
HYBRID
FLOORING**



WOODEN

Experience the future of flooring with our Super Authentic designs. Combining aesthetics with functionality, our flooring solutions are designed to elevate any space with elegance and resilience

www.floorrex.com

About Us



Baba Group has been a leading producer and exporter for over a decade, based in the Rajasthan province of India. We specialize in Quartz Powder, Grit, Engineered Quartz Slab & SPC tiles, with a significant global presence. We are pioneers in India for the manufacturing and exporting of Engineered Quartz Slabs & SPC tiles world wide.

Building on our successful legacy in Quartz Powder, Grit, Engineered Quartz Stone & SPC tiles, we are excited to launch our new product - "COREFLEXX" : Flexible SPC floors by Baba Flooring Pvt Ltd, a subsidiary of "BABA QUARTZ" (Baba Super Minerals Pvt Ltd).

Baba Flooring Pvt Ltd manufactures and exports Rigid core Luxury Vinyl Flooring under the brand name "FLOOREXX," and introduces a new era of LVT, known as Flexible core Luxury Vinyl Flooring, under the brand name "COREFLEXX."

Baba owns its quarry and sustainably sources CaCO₃, the main ingredient in SPC products. We are the only SPC producers in India with an in-house source of CaCO₃, ensuring consistent quality in our products at highly competitive prices.

Our highly skilled team ensures production and quality meet international standards. Baba Group's innovative products are available globally in over 20 countries, by using the emblem call "COREFLEXX" & "FLOORREX" SPC products, which are crafted with passion and excellence to bring quality to homes worldwide.

Unleash the potential of your interiors with our creative flooring solutions. From contemporary styles to classic designs, we offer versatile options that cater to your unique vision and requirements.



**ADVANCED
FLOORING DESIGNS**



WHY FLEXI SPC? PRODUCTS

- Our Engineered Flexible SPC flooring, which stands for Stone Plastic Composite, is the latest innovative material in the flooring world. It is a premium type of replacement to traditional LVT.
- Latest Innovative material
- Seamless appearance & Custom layouts
- More stable than traditional LVT.
- Incredible durability due to Rigid Core / higher density makes it more challenging.
- Does not expand and contract with environmental changes.
- Suitable for both Commercial and Residential use.
- Free from dangerous chemicals.
- Limitless design innovation is possible, so there are endless options of patterns, colours, & grains to get the authentic look and shade you want.



WHY COREFLEXX SPC PRODUCTS?

COREFLEXX is the only SPC producing company in India with an in-house source of raw material (CaCO₃) hence attractive Pricing & Quality Standards and uniformity.

- Glue down or loose lay installation
- Engineered flexible SPC product technology & our highly skilled people bring technical excellence.
- Almost 2 decades in the related Business, so already knows the technical know-how.
- Already established Supply Chain in more than 20 Countries, including USA, UK, CANADA & MENA and many more.
- Association with Worlds Topmost skilled agencies for Quality & Designing.
- Representatives available worldwide to give quick services.
- Customer Centric.

CERTIFICATION



HIGHLIGHTS OF COREFLEX SPC FLOORING

A unique multilayer fusion that offers the warmth of wood and resilience of stone. All the looks and features of laminate and hardwood floors but none of their limitations. New age flooring for an instant makeover without the dust, noise and effort.



Ultimate Durability

Our unique manufacturing method gives our Coreflexx planks an unmatched level of durability for all settings.



Low Installation Cost

As glue down or special floor preparation is needed.



Termite Resistant

Coreflexx planks top advantage is that it is 100% termite proof.



Environmental Friendly

Avoiding using real wood protects the earth's natural resources, and it can be recycled.



Soundproofing

The multi-layered composition of materials provides some natural soundproofing.



Waterproof

The Coreflexx planks simply won't react with the water - so it's the ideal floor for all those indoor water fights!



Looks Excellent

There are endless options of patterns, colours and grains to get the precise look and shade you want.



Quick, Easy Installation

Can be installed over existing floors and your new floor will be ready instantly.



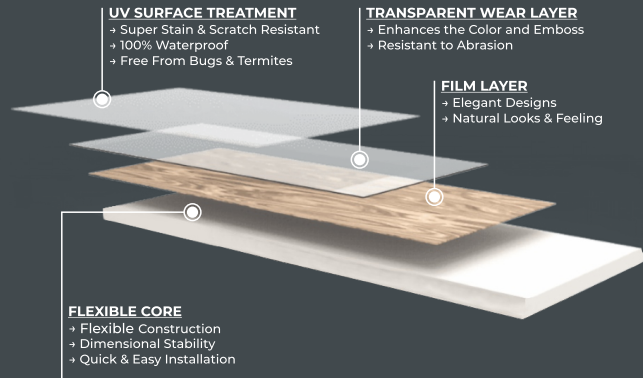
Safe, Better Air Quality

It is free from dangerous chemicals typically found in flooring, such as formaldehyde, glydes, benzene, and phthalates.



Warranty

SPC generally comes with excellent manufacturer warranties, where the contract length typically increases with the thickness of the wear layer and the core of the planks.



Overall Thickness Varies from (in mm)
2 MM & 2.5 MM

ADVANTAGE



Green Product



Stain Protect



Scratch Guard



Fire Resistant



Water Proof



Weather Proof



Mix & Match Pattern



Termite Proof



Noise Free



Quick installation



Recyclable



Dust Free Installation

INSTALLATION INSTRUCTIONS

• MATERIALS AND TOOLS NEEDED:

1. Coreflexx planks
2. Recommended Adhesive for Coreflexx Planks: Fevicol SR 505
3. Notched trowel
4. Utility knife
5. Measuring tape
6. Straight edge or T-square
7. Chalk line
8. Roller
9. Cleaning supplies (vacuum, mop, and bucket)

• INSTALLATION INSTRUCTIONS:

1. Prepare the Subfloor

- Clean the Subfloor: Ensure the subfloor is clean, dry, and free of any dust, debris, or grease.
- Level the Subfloor: Use a leveling compound to fill in any low spots and sand down any high spots. The subfloor should be flat within 1/8 inch over 10 feet.
- Check for Moisture: Ensure the subfloor is dry. For concrete subfloors, conduct a moisture test as excessive moisture can prevent the adhesive from bonding properly.

2. Acclimate the Coreflexx Planks

- Allow the coreflexx planks to acclimate to the room temperature and humidity for at least 48 hours before installation. Store the planks flat and not stacked.


3. Plan the Layout

- Determine the Center of the Room: Use a chalk line to mark the center of the room, dividing it into four quadrants.
- Dry Lay the Planks: Place the planks without adhesive to plan the layout. This helps to determine the best starting point and to ensure that cut planks at the edges will be of equal size for a balanced look.

4. Apply the Adhesive

- Start in a Corner: Begin in the corner of the room and work in small sections.
- Spread the Adhesive: Use a notched trowel to spread the adhesive evenly over a small area where you will start laying the planks. Follow the adhesive manufacturer's instructions for the correct notched trowel size and application technique.

- 08 → Wait for Tackiness: Allow the adhesive to become tacky (as per manufacturer's instructions) before placing the planks.



5. Lay the Planks

- Place the Planks: Start laying the planks from the center line, pressing them firmly into the adhesive. Align the edges tightly and use a utility knife to trim the planks as needed.
- Roll the Planks: Once a section is complete, use a roller to press the planks firmly into the adhesive to remove any air bubbles and ensure a good bond.

6. Continue the Installation

- Work in Sections: Continue spreading adhesive and laying planks in manageable sections until the entire floor is covered
- Check Alignment: Regularly check that the planks remain aligned and adjust as necessary.

7. Finish the Edges and Trim

- Trim the Edges: Use a utility knife to cut the planks to fit along the edges and around obstacles. Install Molding and Transitions: Install baseboards, molding, and transition strips as needed to complete the installation and cover the expansion gaps.

8. Post-Installation

- Clean the Floor: Clean any excess adhesive from the surface of the planks.
- Allow the Adhesive to Cure: Avoid heavy traffic on the floor for at least 24-48 hours to allow the adhesive to cure properly.

• KEY POINTS FOR QUICK & EASY INSTALLATION:

1. Always follow the manufacturer's instructions for both the LVT planks and adhesive.
2. Maintain consistent temperature and humidity levels in the installation area.
3. Regularly check for proper adhesive tackiness and plank alignment.




COREFLEXX PLANK PATTERN


Use Form's well-balanced size options to create impact quickly with simple, timeless pattern options. Plank tiles, which are typically used on the floor, can be laid in a variety of patterns, helping to create a unique flooring design.




BASKET WEAVE PATTERN



STRIPWOOD PATTERN



HERRINGBONE PATTERN



STEPLADDER PATTERN

CARE & MAINTENANCE

- Flexible Hybrid flooring of lower grade may swell or discolour when in contact with moisture in the long term. Moisture that traps under the SPC floor will encourage mould growth and cause odour.
- Heavy furniture, pet paws, sand or sharp objects will leave scratches and abrasions on the Flexible Hybrid flooring surface.

Flexible Hybrid flooring is produced from polyvinyl chloride (PVC) that causes the release of a volatile organic compound into the air, mainly when it is newly installed.

- If the sub floor's condition is poorly prepared, any particles trapped underneath will cause lumps and bumps on the Flexible Hybrid surface. This will cause serious flooring issues over time and can even lead to the rip and tear of Flexible Hybrid parts.
- Although Flexible Hybrid flooring can resist most stains, you should prevent strong chemicals from coming into direct contact with the SPC floor surface. Although the yellowing of Flexible Hybrid flooring can be due to many factors, chemical emits from rubber is a primary culprit. You could overcome this problem by replacing any rubber material with non-staining rubber material.
- Since Flexible Hybrid flooring is made of plastic material, it will release odour and toxic chemicals into the air when burned. Therefore, it is not recommended to be used in high heat or fire hazard areas like a commercial kitchen.



COREFLEXX
GERMAN TECHNOLOGY



Delight in the natural
wonders underfoot.

COREFLEXX[®]
GERMAN TECHNOLOGY



Be friend with your space,
More comfortably.

WOODEN
COLLECTION...

Timeless
Beauty



CFX-401

BUTTERNUT



COREFLEXX[®]
GERMAN TECHNOLOGY

CFX-401

BUTTERNUT

Type:	Royal Wooden
Thickness:	2 & 2.5 mm
Style:	Wood
Installation type:	Glue down

DIMENSION:

Thickness: 2MM

7.25"x48" QTY 58.34 SQFT | 25 Pcs Per Box

*6"x36" QTY 37.46 SQFT | 25 Pcs Per Box

Thickness: 2.5MM

*7.25"x48" QTY 46.60 SQFT | 20 Pcs Per Box

*6"x36" QTY 30.03 SQFT | 20 Pcs Per Box

(*)supply against order with MOQ



Scan For More Details



CFX-402

LIBERON WOOD



COREFLEXX[®]
GERMAN TECHNOLOGY

CFX-402

LIBERON WOOD

Type:	Royal Wooden
Thickness:	2 & 2.5 mm
Style:	Wood
Installation type:	Glue down

DIMENSION:

Thickness: 2MM

7.25"x48" QTY 58.34 SQFT | 25 Pcs Per Box

*6"x36" QTY 37.46 SQFT | 25 Pcs Per Box

Thickness: 2.5MM

*7.25"x48" QTY 46.60 SQFT | 20 Pcs Per Box

*6"x36" QTY 30.03 SQFT | 20 Pcs Per Box

(*)supply against order with MOQ



Scan For More Details



CFX-403

MAPLE WOOD



COREFLEXX[®]
GERMAN TECHNOLOGY

CFX-403

MAPLE WOOD

Type: **Royal Wooden**

Thickness: **2 & 2.5 mm**

Style: **Wood**

Installation type: **Glue down**

DIMENSION:

Thickness: **2MM**

7.25"x48" QTY 58.34 SQFT | 25 Pcs Per Box

*6"x36" QTY 37.46 SQFT | 25 Pcs Per Box

Thickness: **2.5MM**

*7.25"x48" QTY 46.60 SQFT | 20 Pcs Per Box

*6"x36" QTY 30.03 SQFT | 20 Pcs Per Box

(*)supply against order with MOQ



Scan For More Details



CFX-404

VARDO OAK



COREFLEXX[®]
GERMAN TECHNOLOGY

CFX-404

VARDO OAK

Type:	Royal Wooden
Thickness:	2 & 2.5 mm
Style:	Wood
Installation type:	Glue down

DIMENSION:

Thickness: 2MM

7.25"x48" QTY 58.34 SQFT | 25 Pcs Per Box

***6"x36" QTY 37.46 SQFT | 25 Pcs Per Box**

Thickness: 2.5MM

***7.25"x48" QTY 46.60 SQFT | 20 Pcs Per Box**

***6"x36" QTY 30.03 SQFT | 20 Pcs Per Box**

(*)supply against order with MOQ



Scan For More Details



CFX-405

SANDUSKY



COREFLEXX[®]
GERMAN TECHNOLOGY

CFX-405

SANDUSKY

Type:	Royal Wooden
Thickness:	2 & 2.5 mm
Style:	Wood
Installation type:	Glue down

DIMENSION:

Thickness: 2MM

*7.25"x48" QTY 58.34 SQFT | 25 Pcs Per Box

*6"x36" QTY 37.46 SQFT | 25 Pcs Per Box

Thickness: 2.5MM

*7.25"x48" QTY 46.60 SQFT | 20 Pcs Per Box

*6"x36" QTY 30.03 SQFT | 20 Pcs Per Box

(*)supply against order with MOQ



Scan For More Details



CFX-406

RICH OAK



COREFLEX[®]
GERMAN TECHNOLOGY

CFX-406

RICH OAK

Type:	Royal Wooden
Thickness:	2 & 2.5 mm
Style:	Wood
Installation type:	Glue down

DIMENSION:

Thickness: 2MM

7.25"x48" QTY 58.34 SQFT | 25 Pcs Per Box

***6"x36" QTY 37.46 SQFT | 25 Pcs Per Box**

Thickness: 2.5MM

***7.25"x48" QTY 46.60 SQFT | 20 Pcs Per Box**

***6"x36" QTY 30.03 SQFT | 20 Pcs Per Box**

(*)supply against order with MOQ




Scan For More Details



CFX-407

.....
RED MAHOGANY



COREFLEXX[®]
GERMAN TECHNOLOGY

CFX-407

RED MAHOGANY

Type:	Royal Wooden
Thickness:	2 & 2.5 mm
Style:	Wood
Installation type:	Glue down

DIMENSION:

Thickness: 2MM

7.25"x48" QTY 58.34 SQFT | 25 Pcs Per Box

*6"x36" QTY 37.46 SQFT | 25 Pcs Per Box

Thickness: 2.5MM

*7.25"x48" QTY 46.60 SQFT | 20 Pcs Per Box

*6"x36" QTY 30.03 SQFT | 20 Pcs Per Box

(*)supply against order with MOQ




Scan For More Details



CFX-408

CLASSIC MAHOGANY



COREFLEX[®]
GERMAN TECHNOLOGY

CFX-408

CLASSIC MAHOGANY

Type:	Royal Wooden
Thickness:	2 & 2.5 mm
Style:	Wood
Installation type:	Glue down

DIMENSION:

Thickness: 2MM

7.25"x48" QTY 58.34 SQFT | 25 Pcs Per Box

*6"x36" QTY 37.46 SQFT | 25 Pcs Per Box

Thickness: 2.5MM

*7.25"x48" QTY 46.60 SQFT | 20 Pcs Per Box

*6"x36" QTY 30.03 SQFT | 20 Pcs Per Box

(*)supply against order with MOQ



Scan For More Details

A young boy with dark hair, wearing a grey t-shirt, is lying on his back on a light-colored wooden floor. He is smiling broadly and holding a black tablet computer with both hands, positioned over his eyes. The floor is made of wide wooden planks with a natural grain pattern. The text "Elegant floors, endless stories" is written in a white, serif font on the right side of the image.

Elegant floors,
endless stories



Crafted by nature,
perfected for your home



CFX-409

FARMHOUSE OAK



COREFLEX[®]
GERMAN TECHNOLOGY

CFX-409

FARMHOUSE OAK

Type: Royal Wooden

Thickness: 2 & 2.5 mm

Style: Wood

Installation type: Glue down

DIMENSION:

Thickness: 2MM

7.25"x48" QTY 58.34 SQFT | 25 Pcs Per Box

***6"x36" QTY 37.46 SQFT | 25 Pcs Per Box**

Thickness: 2.5MM

***7.25"x48" QTY 46.60 SQFT | 20 Pcs Per Box**

***6"x36" QTY 30.03 SQFT | 20 Pcs Per Box**

(*)supply against order with MOQ



Scan For More Details



CFX-410

PANAPLAST



COREFLEX[®]
GERMAN TECHNOLOGY

CFX-410

PANAPLAST

Type: Royal Wooden

Thickness: 2 & 2.5 mm

Style: Wood

Installation type: Glue down

DIMENSION:

Thickness: 2MM

7.25"x48" QTY 58.34 SQFT | 25 Pcs Per Box

*6"x36" QTY 37.46 SQFT | 25 Pcs Per Box

Thickness: 2.5MM

*7.25"x48" QTY 46.60 SQFT | 20 Pcs Per Box

*6"x36" QTY 30.03 SQFT | 20 Pcs Per Box

(*)supply against order with MOQ



Scan For More Details



CFX-411

BIRCH FOREST



COREFLEXX[®]
GERMAN TECHNOLOGY

CFX-411

BIRCH FOREST

Type: **Royal Wooden**

Thickness: **2 & 2.5 mm**

Style: **Wood**

Installation type: **Glue down**

DIMENSION:

Thickness: **2MM**

7.25"x48" QTY 58.34 SQFT | 25 Pcs Per Box

*6"x36" QTY 37.46 SQFT | 25 Pcs Per Box

Thickness: **2.5MM**

*7.25"x48" QTY 46.60 SQFT | 20 Pcs Per Box

*6"x36" QTY 30.03 SQFT | 20 Pcs Per Box

(*)supply against order with MOQ



Scan For More Details



CFX-412

STORM GREY



COREFLEXX[®]
GERMAN TECHNOLOGY

CFX-412

STORM GREY

Type:	Royal Wooden
Thickness:	2 & 2.5 mm
Style:	Wood
Installation type:	Glue down

DIMENSION:

Thickness: 2MM

7.25"x48" QTY 58.34 SQFT | 25 Pcs Per Box

*6"x36" QTY 37.46 SQFT | 25 Pcs Per Box

Thickness: 2.5MM


*7.25"x48" QTY 46.60 SQFT | 20 Pcs Per Box

*6"x36" QTY 30.03 SQFT | 20 Pcs Per Box

(*)supply against order with MOQ



Scan For More Details



CFX-413

SAACHI ASH

40

www.floorrex.com



COREFLEXX[®]
GERMAN TECHNOLOGY

CFX-413

SAACHI ASH

Type: Royal Wooden

Thickness: 2 & 2.5 mm

Style: Wood

Installation type: Glue down

DIMENSION:

Thickness: 2MM

7.25"x48" QTY 58.34 SQFT | 25 Pcs Per Box

*6"x36" QTY 37.46 SQFT | 25 Pcs Per Box

Thickness: 2.5MM

*7.25"x48" QTY 46.60 SQFT | 20 Pcs Per Box

*6"x36" QTY 30.03 SQFT | 20 Pcs Per Box

(*)supply against order with MOQ



Scan For More Details



CFX-414

.....
CYSTER WOOD



COREFLEXX[®]
GERMAN TECHNOLOGY

CFX-414

CYSTER WOOD

Type: Royal Wooden

Thickness: 2 & 2.5 mm

Style: Wood

Installation type: Glue down

DIMENSION:

Thickness: 2MM

7.25"x48" QTY 58.34 SQFT | 25 Pcs Per Box

*6"x36" QTY 37.46 SQFT | 25 Pcs Per Box

Thickness: 2.5MM

*7.25"x48" QTY 46.60 SQFT | 20 Pcs Per Box

*6"x36" QTY 30.03 SQFT | 20 Pcs Per Box

(*)supply against order with MOQ



Scan For More Details



CFX-415

VINTAGE WALNUT

www.floorrex.com



COREFLEXX[®]
GERMAN TECHNOLOGY

CFX-415

VINTAGE WALNUT

Type: Royal Wooden

Thickness: 2 & 2.5 mm

Style: Wood

Installation type: Glue down

DIMENSION:

Thickness: 2MM

7.25"x48" QTY 58.34 SQFT | 25 Pcs Per Box

*6"x36" QTY 37.46 SQFT | 25 Pcs Per Box

Thickness: 2.5MM

*7.25"x48" QTY 46.60 SQFT | 20 Pcs Per Box

*6"x36" QTY 30.03 SQFT | 20 Pcs Per Box

(*)supply against order with MOQ



Scan For More Details

BENEFITS OF GETTING OUR DISTRIBUTORSHIP



Established Brand

Baba Flooring Pvt Ltd. is well-known brand and manufacturers, which can help to attract customers who are already familiar with our products and services being offered.



Exclusive Territories

We give exclusive rights to sell our products in a particular geographic area or market segment, which can provide a competitive advantage.



Marketing & Advertising Support

We may provide our Distributor with marketing and advertising support to help promote our products and services, which can be especially helpful for smaller businesses with limited resources.



Increased Revenue Potential

By offering a wider range of products and services, our Distributors may be able to generate more revenue than they would with a narrower focus.



Opportunities For Growth

Successful Distributors may have the opportunity to expand their business over time by opening new locations, offering additional products and services, or entering new markets.



Relationship Building

Distributors with Baba Flooring Pvt Ltd. often have the opportunity to develop long-term relationships with customers, which can lead to repeat business and referrals over time.



Our Other Brands

BABA QUARTZ[®]
New Generation Stone



CRISTALLO[®]
Surface Like Diamond

FLOORREX[®]
GERMAN TECHNOLOGY

COREFLEXX[®]
GERMAN TECHNOLOGY

Baba Flooring Pvt Ltd

Website :
www.floorrex.com

Toll Free :
+91-99505 44221

E-mail :
info@floorrex.com | exports@floorrex.com

Address :
Khasra No. 62-63, Tikawara Road ,
Opp. Shrinagar Industrial Zone,
NH-79, Village : Shrinagar, Teh : Kishangarh ,
Dist. - Ajmer (Rajasthan) India



Scan For More Details